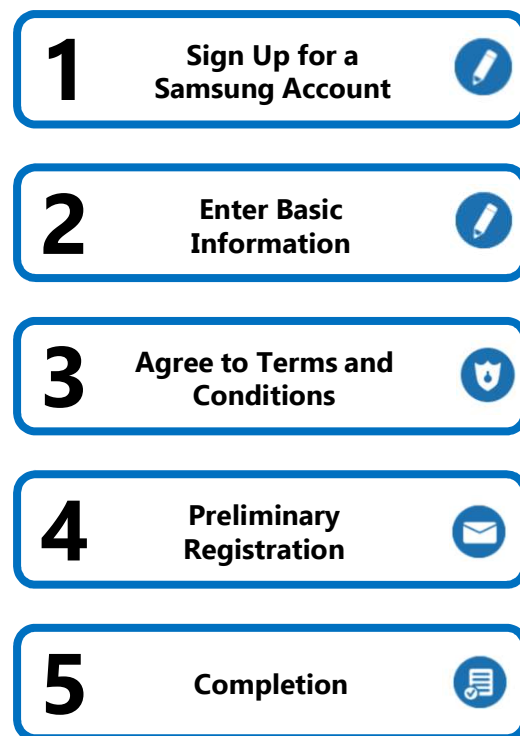
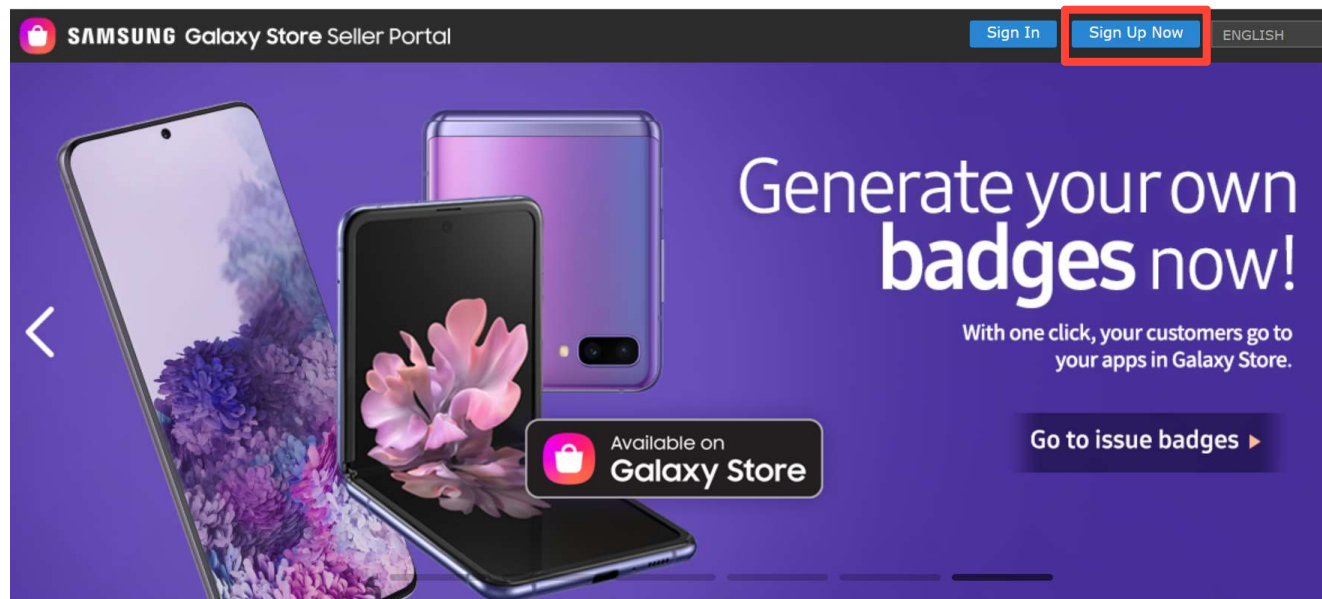


Seller Account Registration - Process Overview



Seller Account Registration – Sign Up Now



DETAILED STEPS

1. Visit the Seller Portal:
 - <https://seller.samsungapps.com>
2. Create Seller Account by clicking on "Sign Up Now"

Seller Account Registration - Register or Sign in with Existing Samsung Account



You need a Samsung Account in order to sign up for Seller Portal.

Press the button below to sign up or login to your Samsung Account.

Sign in with Samsung Account

Sign in to your Samsung Account

Email


Password

☒ Remember my ID

Sign in

[Find ID or Reset password](#)


[Create account](#)

 Continue with Google

DETAILED STEPS

1. Please create a Samsung Account or sign in with existing credentials
2. Samsung Account is required for to create a Seller Account

Seller Account Registration - Agree to Terms and Conditions

 **SAMSUNG Galaxy Store Seller Portal** [Sign In](#) [Sign Up Now](#) ENGLISH

[Sign Up Now](#) HOME > Sign Up Now

Step 1
Agree to
Terms and Conditions

Step 2
Basic Information

Step 3
Preliminary Registration

Step 4
Completion

Samsung Galaxy Store Seller Portal

Terms and Conditions
Samsung or its designee (being a Samsung affiliate or a third party) will collect the revenues (if any) arising out of the transaction.
It is important that you take the time to read these Terms carefully. These Terms and any of the documents referred to in the Terms form the legally binding agreement between us relating to the Services and your use of the STORE website (the "Agreement"); provided, that, in the event there is any separate written agreement that have been entered into or is to be entered into between you and Samsung regarding a provision of the Applications produced by you and there is any inconsistency between such separate written agreement and this Agreement, such separate written agreement shall prevail.
☒ I have read and agree to the Terms and Conditions. *

Privacy Policy
Effective: 18/12/2019
Samsung Electronics Co., Ltd. ("Samsung") knows how important privacy is to its customers and their employees and partners, and we strive to be clear about how we collect, use, disclose, transfer and store your information. This Privacy Policy provides an overview of our information practices with respect to personal information collected through the Seller Portal website (the "Seller Portal").
☒ I have read and agree to the Privacy Policy. *

☒ Agree to All

[Next](#)

DETAILED STEPS

1. Please read "[Terms and Conditions](#)" and "[Privacy Policy](#)"
2. Mark "**Agree to All**"

Seller Account Registration - Basic Information

SAMSUNG Galaxy Store Seller Portal Sign In Sign Up Now ENGLISH

I Sign Up Now HOME > Sign Up Now

Step 1 Agree to Terms and Conditions Step 2 Basic Information Step 3 Preliminary Registration Step 4 Completion

Type of Member Please select your type. The information you have to enter varies depending on the type of seller.

☐ Private Seller ☒ **Corporate Seller**

Corporate Seller

Basic Information Please enter the basic information in English.

In compliance with the laws and regulations governing display of seller information, disclosed to store users. However, other details like date of birth may be read by users upon their request.

E-Mail *

Company Name *

Representative's Name *

Country/Region *

When selling paid products, you can summarize your accounts through the bank(s) designated for the country/region you selected.

Company Address 1 *

Company Address 2 *

ZIP/Postal Code *

State/Region *

City *

Phone Number *

Please enter a phone number where you can be reached regard. The information provided will not be used for any purpose other than business related to Samsung Galaxy Store.

Primary Contact's Information

First Name *

Last Name *

Phone Number *

Please enter a phone number where you can be reached regard. The information provided will not be used for any purpose other than business related to Samsung Galaxy Store.

E-Mail *

Previous Confirm

Private Seller

Basic Information Please enter the basic information in English.

In compliance with the laws and regulations governing display of seller information, certain information, such as an address or phone number, may be disclosed to store users. However, other details like date of birth may be read by users upon their request.

E-Mail *

Title *

First Name *

Last Name *

Country/Region *

When selling paid products, you can summarize your accounts through the bank(s) designated for the country/region you selected.

Address 1 *

Address 2 *

ZIP/Postal Code *

State/Region *

City *

Phone Number *

Please enter a phone number where you can be reached regarding the contents of your application being sold. The information provided will not be used for any purpose other than business related to Samsung Galaxy Store.

Previous Confirm

DETAILED STEPS

- Choose "Type of Member"
 - Private Seller** – If you wish to sell applications under your personal name, please register as a private seller
 - Corporate Seller** – If you wish to sell applications under your company name, please register as corporate seller
- E-Mail is generated from Samsung Account and cannot be changed during registration. This can be changed later – refer [here](#) (slide 57)
- Country
 - For Corporate Seller, ensure to match your Country with financial information
 - If your financial institution and corporate nationality differs, there is a likelihood of an additional audit process
 - If you have an existing Samsung account, you cannot change the country information during registration. If you need to change it, refer [here](#) (slide 58)


Seller Account Registration - Preliminary Registration


 **SAMSUNG** Galaxy Store Seller Portal

[Sign In](#) [Sign Up Now](#) ENGLISH

| Sign Up Now HOME > Sign Up Now

 Step 1
Agree to
Terms and Conditions

 Step 2
Basic Information


 Step 3
Preliminary Registration

 Step 4
Completion

Welcome to Samsung Galaxy Store Seller Portal.

A confirmation mail has been sent to your registered E-Mail address.
Please use the confirmation link to complete your registration process.
If you have not received an E-Mail, please click [Resend E-Mail] below.

[Resend E-Mail](#)

 Galaxy Store Seller Portal

Samsung Electronics,
please complete the registration.

Dear Samsung Electronics,

This is the final step in signing up for Galaxy Store Seller Portal!
To complete your registration, please click the following button.

[Confirm your registration](#)

[#authURL#](#)


If the above link does not work, copy and paste it directly into your browser's address bar.
After your account registration is completed, you can start selling apps in Galaxy Store.

Change is a chance.
Meet the new shortcut to success, Galaxy Store Seller Portal.

[Go To Seller Portal >](#)

This email address is only used to send notifications. Any replies sent to this email will not be read.
If you have any questions, please contact [Support](#).
[Terms and Conditions](#) | [Privacy Policy](#)
Copyright © Samsung Electronics Co., Ltd. 2020 All rights reserved.

Seller Account Registration - Completion

 **SAMSUNG** Galaxy Store Seller Portal

ProfileSupport >Sign OutENGLISH >

AppsStatisticsAccountingPromotionAssistanceSamsung.com >

GuidesAdd New App

I Sign Up Now

HOME > Sign Up Now

Step 1
Agree to
Terms and Conditions

Step 2
Basic Information

Step 3
Preliminary Registration

Step 4
Completion

Welcome!

You can now register free applications as an Samsung Galaxy Store Seller.
After signing a commercial seller request, you can sell paid applications.
Please refer to [App Management](#) for further details.

Add Free ApplicationRequest Commercial Seller Status